

SERIAL NUMBERS AND IDENTIFICATION

• VEHICLE SERIAL NUMBER

6-Cylinder Example:

Model Year (1961)	Model	Assembly Plant (Tarrytown)	Unit Number (25th unit)
1	1169	T	100025

Thus: The 25th model 1169 built at Tarrytown would be serial number 11269F100026

8-Cylinder Example:


Model Year (1961)	Model	Assembly Plant (Flint)	Unit Number (26th unit)
1	1269	F	100026

Thus: The 26th model 1269 built at Flint would be serial number 11169T100025

Assembly Plants

- A - Atlanta
- B - Baltimore
- F - Flint
- G - Framingham
- J - Janesville
- K - Kansas City
- L - Los Angeles
- N - Norwood
- O - Oakland
- S - St. Louis
- T - Tarrytown

Starting Unit Number ----- 100001
and up at each assembly plant regardless of series.
Location ----- Stamped
on plate attached to left front body hinge pillar.



TRANSMISSION IDENTIFICATION

Example: B701D


Plant and Type Designation	Production Month & Date v
B	701D*

Prefix	Plant	
M	Muncie	3-speed & O. D.
S	Saginaw	3-speed & O. D.
C	Cleveland	Powerglide
B	Toledo	Turboglide


Location, 3-Speed ----- Stamped on rear face of case on upper right corner.

Powerglide ----- Stamped on rear flange of governor cover.

Turboglide ----- Stamped on boss on lower right rear of case.



3SPEED




POWERGLIDE



TURBOGLIDE

- v - Month: 7 denotes July; 01 denotes 1st day
- * - The letter "D" or "N" following the date numerals — indicate day or night shift



6-CYLINDER



8-CYLINDER

• REAR AXLE IDENTIFICATION


Example: AA 0212

Plant and Type	Production
Designation	Month & Date ▼
AA	0212

Gear & Axle	Buffalo
AA -----	BA ----- 3-speed transmission
AB -----	BB ----- Automatic transmission
AD -----	BD --- Taxi Cab, 3.36:1 ratio w/PG
AG -----	BG ----- Taxi cab, 3.55:1 ratio
AK -----	BK ----- Limited slip 3.55:1 ratio
AZ -----	BZ -- Taxi cab, Powerglide (8-cyl.)
AM -----	BM ----- Limited slip 3.36:1 ratio
AW -----	BW ----- W-engine, 3.08:1 ratio
AX -----	BX ----- Limited slip 3.08:1 ratio
FE -----	BE ----- Overdrive transmission
FH -----	BH ----- Limited slip 3.70:1 ratio
GF -----	----- Metallic brakes (3.55:1 ratio)
GH -----	----- Metallic brakes (3.70:1 ratio)
GJ -----	----- Metallic brakes (3.36:1 ratio)
GK -----	----- Metallic brakes (3.08:1 ratio)
GM -----	----- Metallic brakes (3.55:1 L.S.)
GN -----	----- Metallic brakes (3.70:1 L.S.)
GP -----	----- Metallic brakes (3.36:1 L.S.)
GQ -----	----- Metallic brakes (3.08:1 L.S.)

Location ----- Stamped front right side differential carrier.

▼ - Month: 02 denotes Feb. etc; 12 denotes 12th day



• ENGINE IDENTIFICATION

Example: F 0212 CD

Source	Production	Type
Designation	Month & Date ▼	Designation
F	0212	CD(283 O. D.)

Assembly Plant: F-Flint T-Tonawanda

6-Cylinder: (235)

- A - Regular Production engine with 3-speed or overdrive.*
- AE - Regular with heavy duty clutch. (RPO 330)**
- AF - Regular with 3-speed & air conditioning.
- AG - Regular with 3-speed, heavy duty clutch & air conditioning.
- AJ - Regular with 3-speed power steering, air cond. & H. D. clutch.
- AK - Regular with 3-speed & power steering.***
- AM - Regular w/3-spd, power strg. & HD clutch ◊
- AZ - Regular with 3-speed, power steering, & A/C
- B - Regular with Powerglide
- BE - Regular with power steering & Powerglide.
- BG - Regular with A/C & P. G.
- BH - Regular with power strg, P. G, & A/C

8-Cylinder (283)

- C - Regular production engine.
- CD - Regular with overdrive
- CF - Regular with 4-barrel carburetor equipment.
- CG - Regular with 4-barrel carburetor & O.D.
- D - Regular with Powerglide.
- DB - Regular with 4-barrel carb, & Powerglide.
- DK - Regular with air conditioning & Powerglide.
- DM - Regular with air cond, PG & 4-bbl carb.
- E - Regular with Turboglide.
- EB - Regular with 4-barrel carb & Turboglide.
- EG - Regular with air cond. & Turboglide.
- EJ - Regular with air cond, TG & 4-bbl carb.
- CL - Regular with 3-speed & A/C
- CM - Regular with 3-speed, A/C, & 4-bbl carb.

8-Cylinder: (348) (RPO 576)

- F - Optional with 3 or 4-speed transmission.
- FA - Optional with triple 2-bbl carb equipment.
- FH - Optional with triple 2-bbl carb & Hi-lift cam
- FJ - Optional with 4-bbl carb & Hi-lift cam.
- FL - Optional with 4-bbl carb high perf. spec.
- GD - Optional with 4-bbl carb Hi-lift cam & PG.
- GE - Optional with 4-bbl carb high perf. spec. & PG
- H - Optional with Turboglide.
- HA - Optional with triple 2-bbl carb & Turboglide.

8-cylinder: (409) (RPO 580)

Location:

6-cylinder engine ----- Stamped on pad on right side of cylinder block to rear of distributor.

8-cylinder engine ----- Stamped on pad at front right side of cylinder block.

* - AP on 1300 Series

** - AR on 1300 Series

*** - AS on 1300 Series

◊ - AT on 1300 Series

▼ - Month: 02 denotes Feb.;
12 denotes 12th day.