



SERIAL NUMBERS AND IDENTIFICATION


VEHICLE
SERIAL NUMBERS



Series	Designation	Series	Designation	Series	Designation	Series	Designation	Series	Designation
C1402	OC142	C5112S	SOC512	C6103	OC613	C6112H	HOC612	M7303	OM733
C1403	OC143	C5202S	SOC522	C6112	OC612	C6203H	HOC623	T7303	OT733
C1404	OC144	C5203S	SOC523	L6103	OC613	L6203H	HOL623	C7503	OC753
C1405	OC145	C5212S	SOC522	C6203	OC623	T6203H	HOT623	M7503	OM753
C1406	OC146	L5203S	SOL523	L6203	OL623	C6302H	HOC632	L7603	OL763
C1412	OC142	C5302S	SOC532	T6203	OT623	C6303H	HOC633	T7603	OT763
C1416	OC146	C5303S	SOC533	C6302	OC632	L6303H	HOL633	S7702	OS772
C1434	OC144	C5309S	SOC539	C6303	OC633	T6303H	HOT633	C7803	OC783
K1403	OK143	C5312S	SOC532	C6312	OC632	C6312H	HOC632	M7803	OM783
K1404	OK144	L5303S	SOL533	L6303	OL633	C6502H	HOC652	T7803	OT783
K1405	OK145	L5309S	SOL539	T6303	OT633	C6503H	HOC653	S7902	OS792
K1406	OK146	C5502S	SOC552	S6403	OS643	C6512H	HOC652	C8103	OC813
K1416	OK146	C5503S	SOC553	C6502	OC652	L6603H	HOL663	L8103	OL813
K1434	OK144	C5512S	SOC552	C6503	OC653	T6603H	HOT663	C8203	OC823
C1503	OC153	L5603S	SOL563	C6512	OC652	C6803H	HOC683	L8203	OL823
C1504	OC154	L6102S	SOL612	L6603	OL663	T6803H	HOT683	T8203	OT823
C1534	OC154	C6103S	SOC613	T6603	OT663	L6903H	HOL693	C8303	OC833
P2342	OP232	C6112S	SOC612	S6702	OS672	C7103	OC713	L8303	OL833
P2345	OP235	L6103S	SOC613	C6803	OC683	L7103	OL713	T8303	OT833
C2502	OC252	C6203S	SOC623	S6202	OS622	C7203	OC723	C8503	OC853
C2503	OC253	L6203S	SOL623	T6803	OT683	L7203	OL723	L8603	OL863
C2504	OC254	T6203S	SOT623	L6903	OL693	T7203	OT723	T8603	OT863
C2509	OC259	C6302S	SOC632	C6102H	HOC612	C7303	OC733	C8803	OC883
C2512	OC252	C8303S	SOC633	C6103H	HOC613	L7303	OL733	T8803	OT883
C2534	OC254	C6312S	SOC632	L6103H	HOL613				
K2503	OK253	L6303S	SOL633						
K2504	OK254	T6303S	SOT633						
K2534	OK254	C6502S	SOC652						
P2542	OP252	C6503S	SOC653						
P2545	OP255	C6512S	SOC652						
P2642	OP262	L6603S	SOL663						
P2645	OP265	T6603S	SOT663						
P3342	OP332	C6803S	SOC683						
P3345	OP335	T6803S	SOT683						
P3542	OP352	L6903S	SOL693						
P3545	OP355	C5102	OC512						
C3602	OC362	C5103	OC513						
C3603	OC363	C5109	OC519						
C3604	OC364	C5112	OC512						
C3605	OC365	C5202	OC522						
C3609	OC369	C5203	OC523						
C3612	OC362	C5212	OC522						
P3642	OP362	L5203	OL523						
P3645	OP365	C5302	OC532						
C4102	OC412	C5303	OC533						
C4103	OC413	C5309	OC539						
C4109	OC419	C5312	OC532						
C4112	OC412	L5303	OL533						
C4302	OC432	L5309	OL539						
C4303	OC433	S5302	OS532						
C4309	OC439	C5502	OC552						
C4312	OC432	C5503	OC553						
C5102S	SOC512	C5512	OC552						
C5103S	SOC513	L5603	OL563						
C5109S	SOC519	C6102	OC612						



VEHICLE SERIAL NUMBER



V-8 ENGINE

6-CYL. ENGINE

ENGINE IDENTIFICATION

Example:

Assembly plant	F	0202 Month and Date produced	JC	Type Designation
F-Flint		02=Feb 02=2nd		

J - Base engine on C10, 20, 30 LD
 JB - Engine used with RPO 311
 JC - Base engine on C40, K10, 20, (C10, 20, 30 with RPO 223)
 K - Base engine on P20, 30 models
 KA - Axle used with RPO 321 on P20, 30 models
 L - Base engine on C-L-S 50 models
 LB - Base engine on C-L-S 60 models
 LD - Engine used on C-L 60 models with RPO 413
 LE - Engine used on C-L-S 60 models with RPO 350
 LF - Base engine on T 60 models
 LG - Engine used on T 60 models with RPO 350
 LJ - Models C-L-S 60 with RPO 309
 LK - Models C-L-S 60 with RPO 350 and 309
 LM - Models C-L 60 with RPO 413 and 309
 LN - Model T 60 with RPO 309

LP - Model T 60 with RPO 350 and 309
 M - Models CK10, CK20, C30, 40 with RPO 408
 MA - Models C10, 20 with V-8 engine and RPO 311
 N - Models L50 with RPO 408
 NA - Models L60 with RPO 408
 NB - Models L60 with RPO 413 and V-8 engine
 NC - Models T60 with RPO 408
 NE - Models C-S 60 with RPO 309 and V-8 engine
 NF - Model C 60 with RPO 413, 309 and V-8 engine
 NG - Model L 60 with RPO 309 and V-8 engine
 NH - Model L60 with RPO 413, 309, and V-8 engine
 NJ - Model T60 with RPO 309 and V-8 engine
 P - Models C-S 50 with RPO 408
 PA - Models C-S 60 with RPO 408
 PD - Model C60 with V-8 engine and RPO 413
 T - Base engine on C-L-M-S 70 and C-L 80 series
 TA - Base engine on T70, 80 models
 TC - Models T70, 80 with RPO 585
 TD - Models C-L 70, 80 and M70 with RPO 309
 TE - Models T70, 80 with RPO 309

REAR AXLE IDENTIFICATION



Example:

	MA		02		10
Type designation		Day		Month	

Type designation

MA - Base axle on C14 models
 MB - RPO 215 and 371 axles on C14 models
 MC - RPO 680, Limited Slip axle on C14 models
 MD - Base axle on C15 models
 ME - RPO 215 and 371 axles on C15 models
 MF - RPO 680, Limited Slip axle of C15 models
 MG - Base axle on K10 models
 MH - Base axle on C20 models
 MJ - Axle used with RPO 316, 318 on C20 models
 MK - Base axle K20 models
 ML - Base axle on P20 models
 MN - Axle used with RPO 316, 318, 321 on P20 models
 PA - Base axle on C30 models
 PB - Axle used with RPO 285, 295, 454, 671 & 2 on C3602-3-9-12 with dual wheels and RPO's 295, 299 & 462 on P30 models with dual wheels
 PC - Base axle on P30 models
 PD - Base axle on C40 models
 PE - Base axle on C-L-S 50, S 62, 64 models
 PF - Base axle on C L-T60, S 67 (RPO 698 on S 62, 64)
 PG - RPO 201, 2-speed axle on C-L-S-T60 models
 PH - Base on S70 optional axle used with RPO 219 on models C-L-S-T60
 PJ - RPO 201, 2-speed rear axle on CLST60, S 70 models
 PK - P30 models with RPO 299, 462 duals

3-SPEED TRANSMISSION



REAR AXLE

SERIAL NUMBERS AND IDENTIFICATION-Cont'd.

TRANSMISSION IDENTIFICATION

Three Speed Conventional and Overdrive

Example: SM 503
 S - (Plant, Saginaw)
 M - (Plant, Muncie)
 5 - Month
 03 - Day of month

Three Speed Heavy Duty

Example: WL 902
 W - Manufacturer (Warner Gear, Division of Borg-Warner)
 L - Month
 9 - Day of month
 0 - Year (1960)
 2 - Shift (2nd)

Four Speed Synchronesh

Example: M503
 M - Muncie
 5 - Fifth month
 03 - Third day

Four Speed Automatic

P-20, P30 models --- White plate

Five Speed Synchronesh (New Process)

Example: 10-2-0
 10 - Month
 2 - Day of month
 0 - Year (1960)

Five Speed Clark

Example: CL 270
 C - Clark Corporation
 L - Month
 27 - Day of month
 0 - Year (1960)

Five Speed Synchronesh

Example: DL 250
 D - Dana Corporation
 L - Month
 25 - Day of month
 0 - Year

Three Speed Auxiliary (Spicer 5831F)

Example: DE 60
 D - Dana Corporation
 E - Month
 60 - Year

Powerglide

Example: C706D
 C - Cleveland
 7 - Month
 06 - Day of month
 D - Day shift
 N - Night shift

Turboglide

Example: B706D
 B - Toledo
 7 - Month
 06 - Day of month
 D - Day shift
 N - Night shift

Six Speed Automatic (Powermatic)

These transmissions are identified by their plate color

MODEL	
MT30C-2	Brown
MT30C	Green
MT30C-3	Green

EATON REAR AXLE IDENTIFICATION

Series	Eaton Model	Description	Series	Eaton Model	Description
70	S1873	7.17:1, 16000#, w/hyd. brakes*	M70	S1898	7.17:1, 16000#, w/hyd. brakes *
	S1875	7.17:1, 16000#, w/air brakes *		S1902	7.17:1, 16000#, w/air brakes *
	S1872	7.17:1, 16000#, w/hyd. brakes §		S1896	7.17:1, 16000#, w/hyd. brakes §
	S1874	7.17:1, 16000#, w/air brakes §	S1900	7.17:1, 16000#, w/air brakes §	
	S1878	6.5/9.04:1, 16000#, w/hyd. brakes *	80	S1885	7.67:1, 18000#, w/hyd. brakes *
	S1879	7.17/9.97:1, 16000#, w/hyd. brakes *		S1887	7.67:1, 18000#, w/air brakes *
	S1881	7.17/9.97:1, 16000#, w/air brakes §		S1884	7.67:1, 18000#, w/hyd. brakes §
	S1882	6.5/9.04:1, 16000#, w/air brakes *		S1886	7.67:1, 18000#, w/air brakes §
	S1883	7.17/9.97:1, 16000#, w/air brakes *		S1890	7.17/9.77:1, 18000#, w/hyd. brakes *
	S1886	6.5/9.04:1, 16000#, w/hyd. brakes §		S1894	7.17/9.77:1, 18000#, w/air brakes *
	S1887	7.17/9.97:1, 16000#, w/hyd. brakes §		S1888	7.17/9.77:1, 18000#, w/hyd. brakes §
	S1880	6.5/9.04:1, 16000#, w/air brakes §		S1893	7.17/9.77:1, 18000#, w/air brakes §
		S1891		6.5/8.87:1, 18000#, w/hyd. brakes *	
		S1895	6.5/8.87:1, 18000#, w/air brakes *		
		S1889	6.5/8.87:1, 18000#, w/hyd. brakes §		
		S1893	6.5/8.87:1, 18000#, w/air brakes §		

* - Cast wheels § - Disk wheels